

BACKWARD DESIGN AND STUDENT LEARNING OUTCOMES



Course begins with stated student learning outcomes.

SLOs are how we identify desired results.



SLOs stated on the syllabus

SLOs at the course level are "CLOs" or "Course Learning Outcomes."



Decisions made on needed evidence

Tests, quizzes, discussions, observations, prompts, questions, projects etc.



Lesson plans created

Facts, concepts, principles, skills, etc.



Data entered after course ends

Did the student meet the teacher's expectations for an SLO?






Data is calculated in and by the eLumen database



Data Dialog: Exploration, analysis, & interpretation (of macro data) performed with colleagues--data at the institutional level, program level, and course level--teachers drive the discussion

- **What students know**
- **What students should know but don't**
- **What can we do about it**
- **How to increase performance of all students**
- **How to eliminate learning gaps**



Modesto Junior College
SLO Performance Report
by SLO

The purpose of this report is to present the number and percent of assessment scores at each mastery level for each program or institution learning outcome for a given term(s) or assessment cycle(s) for a given department, program, or course group. You can also choose to show this information by course.

Assessment Method: SLOs
Term(s): All Courses
Term(s): All Courses

SLO: Students will generate and develop capabilities for creative expression and effective communication. Students will be able to:

Articulate ideas through written, spoken, and visual forms appropriately and effectively in relation to a given audience and social context.

Utilize interpersonal and group communication skills, especially those that promote collaborative problem-solving, mutual understanding, and teamwork.

Mindfully and respectfully listen to, engage with and formally respond to the ideas of others in meaningful ways.

Plan, design, and produce creative forms of expression through music, speech, and the visual and performing arts.

	Meets expectations	Does not meet expectations	
MJC Fall 2015	2050	653	24.51%
MJC Spring 2016	2878	486	16.85%
MJC Fall 2016	3221	693	17.45%
MJC Spring 2017	368	303	23.84%
Overall	9057	2285	20.24%



Teachers discussing