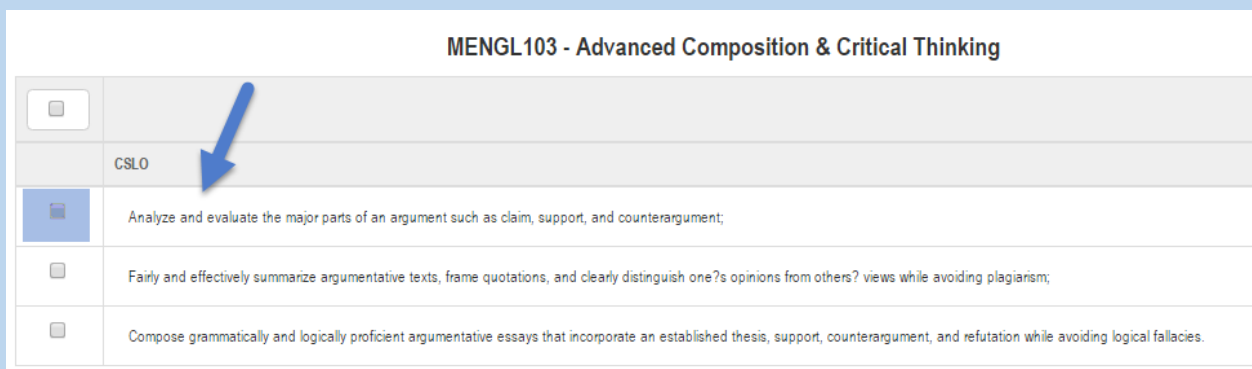


If you want to pick one specific SLO to create an assessment, follow these steps:

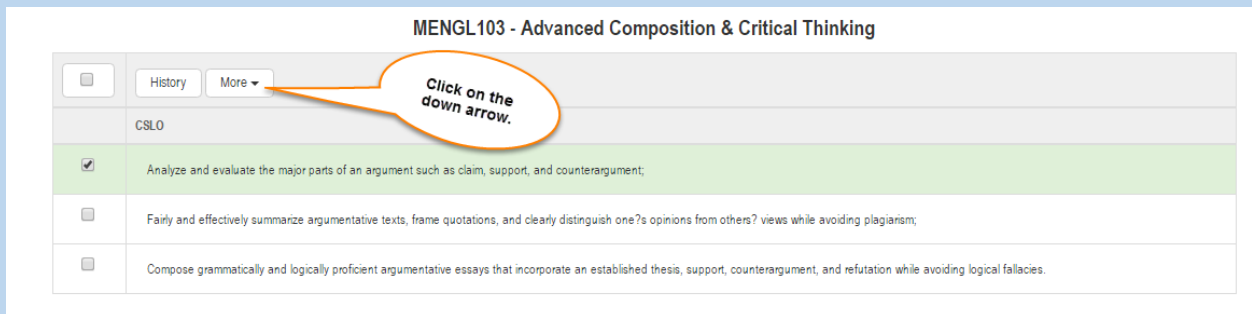
1. Click on "SLOs & Assessments."



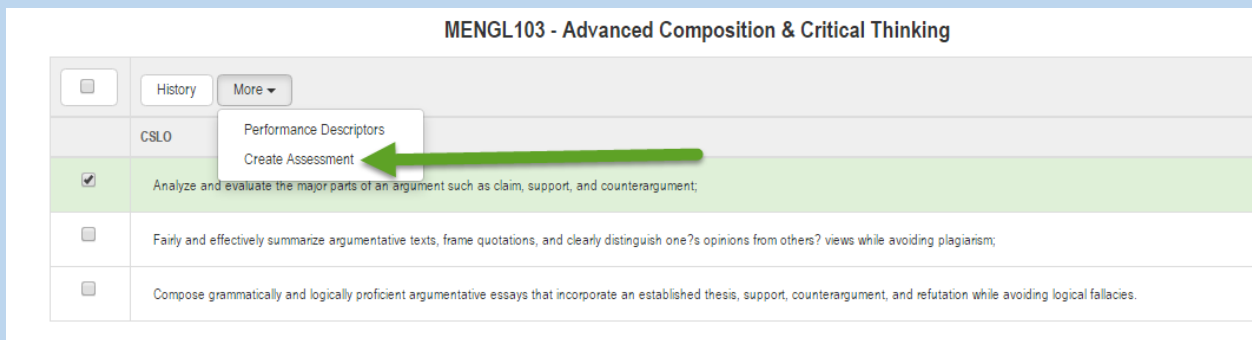
2. Pick the SLO you want to assess and check the box next to the SLO:



3. Click on the down arrow next to "More."



4. Click on "Create assessment."



5. Follow the arrows in the picture below:

SLOs Assessments

CSLOs ENGLISH, AA-T ISLOs

### Assessments for MENGL103 - Advanced Composition & Critical Thinking

Assessment Name:   Activity will be specified for this Assessment

Assessment Description: [Click Here to Add Assessment Description](#)

Assessment Type:

Multi-Rater Assessment:  Allow Multi-Raters

Evaluator Assessment Guide: [Upload Assessment Guide](#)

Evaluator Reflections:  Allow evaluator reflections

Rubric Type:

Selected SLO: Analyze and evaluate the major parts of an argument such as claim, support, and counterargument,

Assessment Scale:  Number of criteria:

[Click on "Generate Rubric Template."](#)

*Check reflections--recommended for putting your*

*Click on the down arrow of "Assessment Type" and select the only option available.*

*For "Rubric Type," click on the down arrow and select "Outcomes-Oriented," which is the third option.*

6. Follow the arrows in the image below and hit save.

Assessment Type:

Multi-Rater Assessment:  Allow Multi-Raters

Evaluator Assessment Guide: [Upload Assessment Guide](#)

Evaluator Reflections:  Allow evaluator reflections

Evaluator Reflection Template: [Link Reflection Template](#)  
Reflection Template

Rubric Type:

Scoring Mode:  Rubric and Scorecard

Scoring Views:  Scorecard View  Rubric View

*The reflection template attached here is the one below "Philosophy." It's titled "Reflection template," which is the generic, traditional template.*

*Notice that the SLO you picked has been attached to the set-up page.*

	Meets expectations	Does not meet expectations
	1	0
<input checked="" type="checkbox"/> Analyze and evaluate the major parts of an argument such as claim, support, and counterargument,	Student meets expectations on the outcome	Student does not meet expectations on the outcome

7. Come back to your main page—that is click on the “Courses” tab. See image below:

Courses MJC Fall 2016 SLOs & Assessments Results Explorer

102 - Test 102 for Training - 100  
Coordinator(s): Nita Gopal  
Evaluator(s): Nita Gopal

Add Assessment		Find Assessment	
Activity Name	Activity Description	Scorecards	Import Scores
<input type="checkbox"/> ABC	ABC		
<input type="checkbox"/> Test for CLO # 1	The test gives students a time limit of one hour to create an assessment.		
<input type="checkbox"/> Test for CLO # 2	This is a lab activity--students help each other through complex activities.		
<input type="checkbox"/> Trying a different thing	Trying a different thing		

8. Scroll down the page to the section you want/need.

9. Click on “Find Assessment.” See image below:

102 - Test 102 for Training - 100  
Course Coordinator(s): Nita Gopal  
Evaluator(s): Nita Gopal

Add Assessment		Find Assessment	
Activity Name	Activity Description	Scorecards	Import Scores
<input type="checkbox"/> ABC	ABC		
<input type="checkbox"/> Test for CLO # 1	The test gives students a time limit of one hour to create an assessment.		
<input type="checkbox"/> Test for CLO # 2	This is a lab activity--students help each other through complex activities.		
<input type="checkbox"/> Trying a different thing	Trying a different thing		

10. Click on the assessment you just created for your specific SLO. You'll find it at the bottom of the page. Add it to the section. Follow the arrows in the image below:

**Add to Section** ← Click on "Add to section."

<input type="checkbox"/>	Assessment Name	Assessment Description	Type
<input type="checkbox"/>	Trial	Trial	Course review of overall student achievement
<input type="checkbox"/>	For Training 1	Training	Course review of overall student achievement
<input type="checkbox"/>	Trial--Sept 29	Trial Sept 29	Course review of overall student achievement
<input type="checkbox"/>	Trying Hard	Just trying	Course review of overall student achievement
<input type="checkbox"/>	Trying a different thing	Trying a different thing	Course review of overall student achievement
<input type="checkbox"/>	Teachers Learning entries into eLumen	This is a 1.5 hr workshop-meeting . . .	Course review of overall student achievement
<input type="checkbox"/>	eLumen Training	This training helps members of faculty learn how to use eLumen for assessments.	Course review of overall student achievement
<input type="checkbox"/>	Test for CLO 2	This assessment captures the outcomes for professional training.	Course review of overall student achievement
<input type="checkbox"/>	College--level composition--argumentation		Course review of overall student achievement
<input checked="" type="checkbox"/>	college--level argumentation		Course review of overall student achievement

Click on the assessment you just created for your SLO. It'll be at the bottom of your page.

11. Now, you're ready to score. See image below:

**MENGL103 - Advanced Composition & Critical Thinking - 3234**

Course Coordinator(s): Nita Gopal

**Add Assessment**

The assessment is now ready for your specific SLO, and you can click on the score card and start scoring.

Activity Name	Scorecards	Import Scores
<input type="checkbox"/> Academic Argument		

12. Observe the score card. Just one SLO has been attached. See image below:

**Scorecard for Advanced Composition & Critical Thinking**

Assessment Name: Academic Argument

Student names

Only the chosen CLO is being assessed here.

	SLO	Meets expectations	Does not meet expectations	
		1	0	N/A
null, null	Analyze and evaluate the major parts of an argument such as claim, support, and counterargument;	1	0	<input type="checkbox"/>
null, null	Analyze and evaluate the major parts of an argument such as claim, support, and counterargument;	1	0	<input type="checkbox"/>