


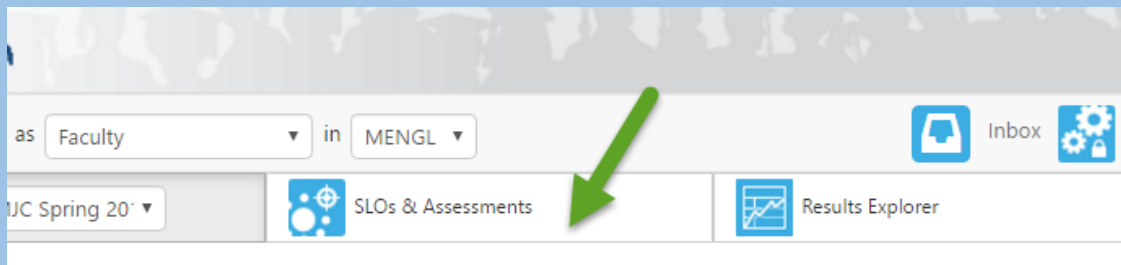
To Find CLOs in eLumen

1. Log into eLumen: <https://mjc.elumenapp.com/elumen/>

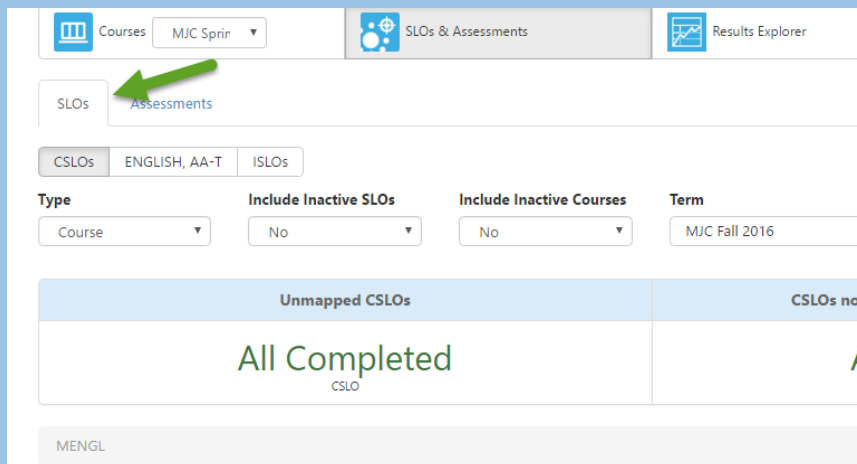


The image shows the eLumen login page. At the top is the eLumen logo. Below it is a white login box with the following elements: a 'Username:' label above a text input field, a 'Password:' label above another text input field, a blue 'Login' button, and two links: 'Remember my username' (with a checkbox) and 'Forgot Password?'.

2. Click on “SLOs & Assessments”:



3. Observe that the default sub-tab is “CLOs”:



4. Scroll down to see the CLOs of the course you're teaching. Here's an example of ENGL 103:

Unmapped CSLOs		CSLOs not included in any Assessment Rubric	
All Completed CSLO		All Completed CSLO	
MENGL			
MENGL103 - Advanced Composition & Critical Thinking			
<input type="checkbox"/>	CSLO		
<input type="checkbox"/>	Analyze and evaluate the major parts of an argument such as claim, support, and counterargument;		
<input type="checkbox"/>	Compose grammatically and logically proficient argumentative essays that incorporate an established thesis, support, counterargument, and refutation while avoiding logical fallacies.		
<input type="checkbox"/>	Fairly and effectively summarize argumentative texts, frame quotations, and clearly distinguish one's opinions from others views while avoiding plagiarism;		

5. If your CLOs are missing from eLumen but are lodged in CurricUNET, then alert your SLO coordinator, or the support specialist, or the OAW reps whose information you'll find on this page: <http://www.mjc.edu/instruction/outcomesassessment/workgroup.php>
6. If your SLOs are missing in CurricUNET, then seek the help of the personnel listed here: <http://www.curricunet.com/mjc/>