

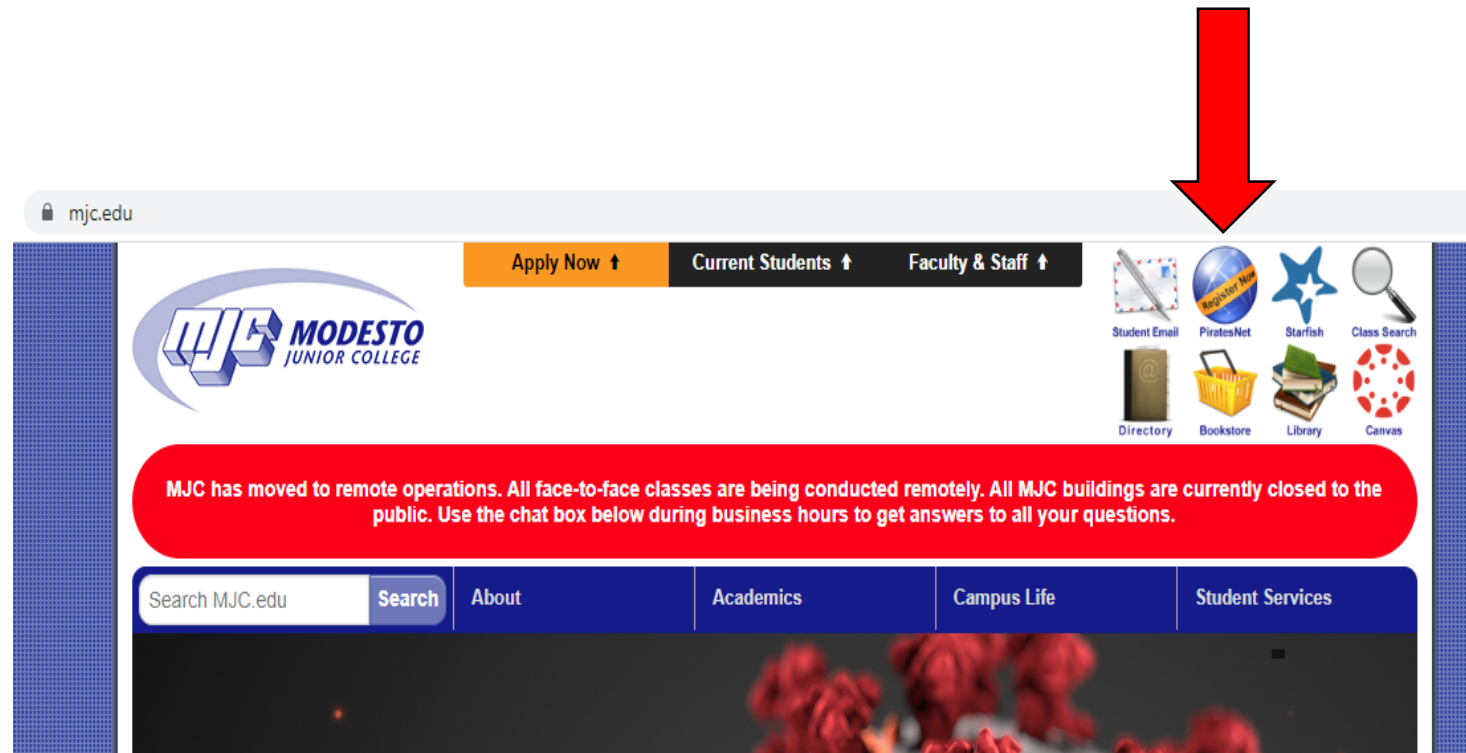
How to Drop a Course

Modesto Junior College

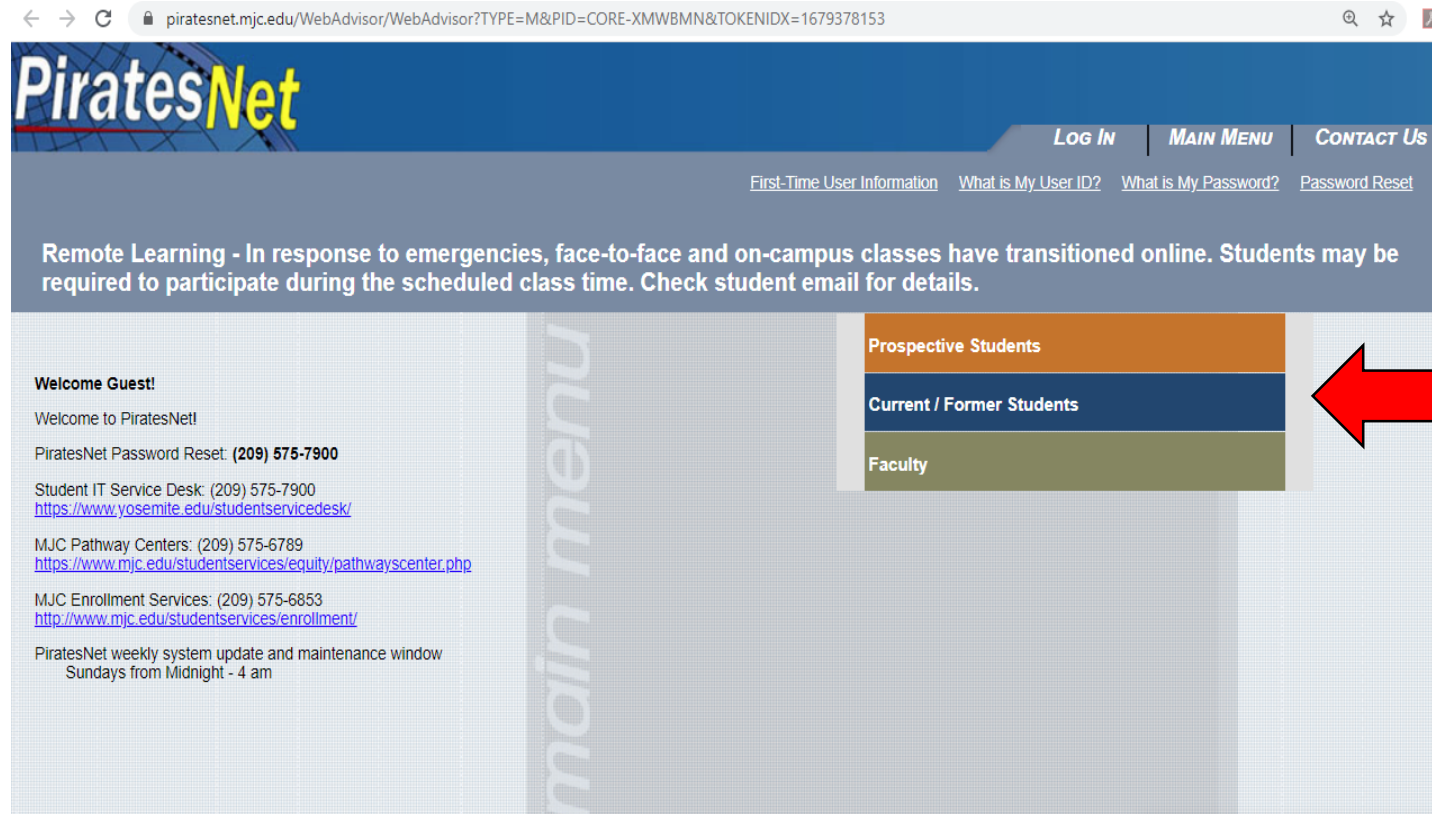
Things to Consider Before Dropping a Course

- Dropping a course could affect your **financial aid**
 - Talk to someone in financial aid before dropping a course if you are concerned about this
 - [Click here for the Financial Aid page](#)
- Make sure you talk to a **Counselor** before dropping a course
 - This can affect your **completion date** and your **degree plan**
 - [Click here for the Counseling page and information on how to contact a Counselor](#)
- Pay attention to drop deadlines!

Go to mjc.edu and click the blue globe labeled **Pirates Net.**



Click Current/Former Students



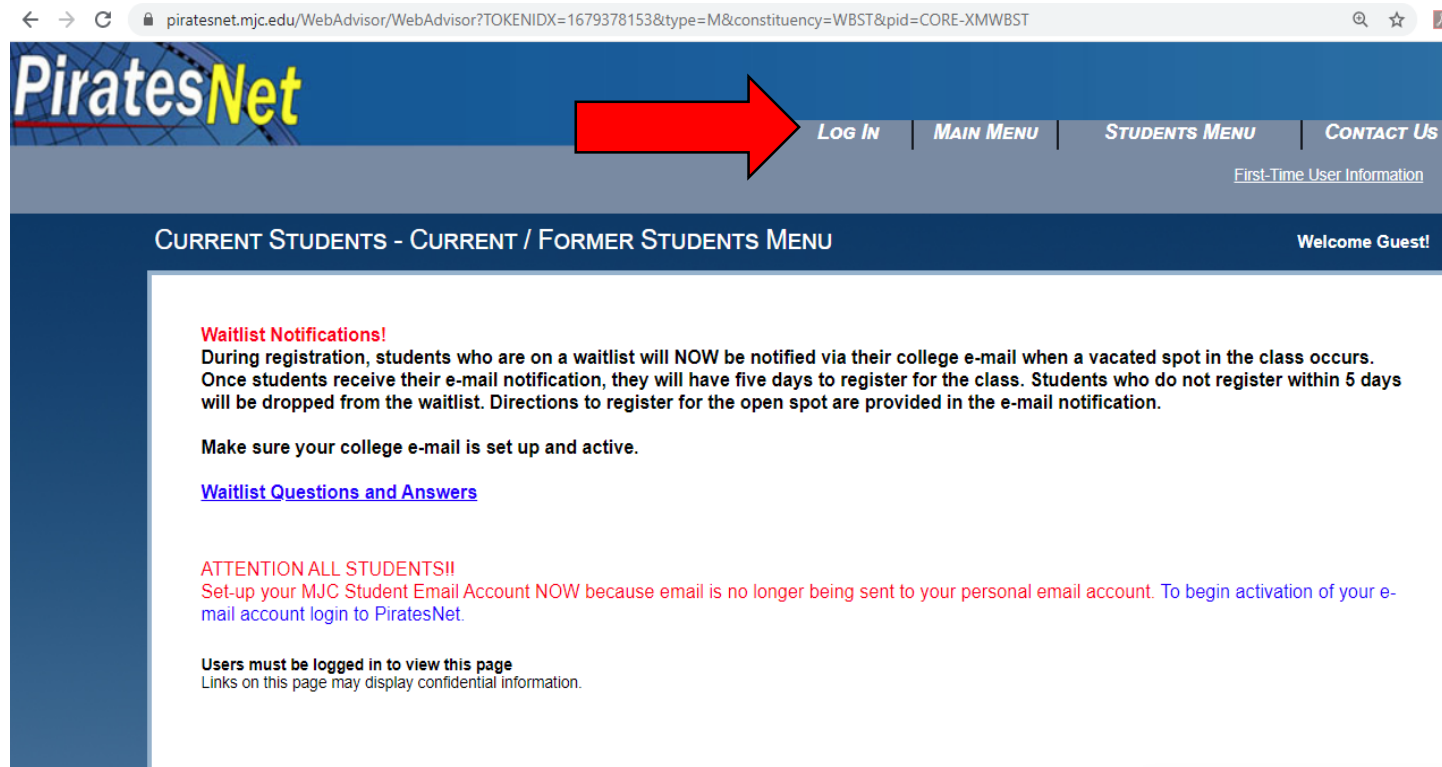
The screenshot shows a web browser window with the URL `piratesnet.mjc.edu/WebAdvisor/WebAdvisor?TYPE=M&PID=CORE-XMWBMN&TOKENIDX=1679378153`. The page features the "PiratesNet" logo in the top left. A navigation bar at the top right contains links for "LOG IN", "MAIN MENU", and "CONTACT Us". Below this, there are links for "First-Time User Information", "What is My User ID?", "What is My Password?", and "Password Reset". A blue banner with white text reads: "Remote Learning - In response to emergencies, face-to-face and on-campus classes have transitioned online. Students may be required to participate during the scheduled class time. Check student email for details." On the right side, a vertical "main menu" is displayed with three options: "Prospective Students" (orange), "Current / Former Students" (dark blue), and "Faculty" (olive green). A large red arrow points to the "Current / Former Students" link. On the left side, a "Welcome Guest!" section provides contact information for various services, including a password reset number (209) 575-7900, an IT service desk, pathway centers, and enrollment services, along with a system update notice.

Welcome Guest!
Welcome to PiratesNet!
PiratesNet Password Reset: (209) 575-7900
Student IT Service Desk: (209) 575-7900
<https://www.yosemite.edu/student servicedesk/>
MJC Pathway Centers: (209) 575-6789
<https://www.mjc.edu/student services/equity/pathwayscenter.php>
MJC Enrollment Services: (209) 575-6853
<http://www.mjc.edu/student services/enrollment/>
PiratesNet weekly system update and maintenance window
Sundays from Midnight - 4 am

main menu

- Prospective Students
- Current / Former Students**
- Faculty

Click Log In



The screenshot shows a web browser window with the URL `piratesnet.mjc.edu/WebAdvisor/WebAdvisor?TOKENIDX=1679378153&type=M&constituency=WBST&pid=CORE-XMWBST`. The page features a blue header with the "PiratesNet" logo on the left and a navigation menu on the right containing "LOG IN", "MAIN MENU", "STUDENTS MENU", and "CONTACT Us". A red arrow points to the "LOG IN" link. Below the header, there is a "First-Time User Information" link. The main content area has a dark blue bar with "CURRENT STUDENTS - CURRENT / FORMER STUDENTS MENU" on the left and "Welcome Guest!" on the right. The central content area contains the following text:

Waitlist Notifications!
During registration, students who are on a waitlist will NOW be notified via their college e-mail when a vacated spot in the class occurs. Once students receive their e-mail notification, they will have five days to register for the class. Students who do not register within 5 days will be dropped from the waitlist. Directions to register for the open spot are provided in the e-mail notification.

Make sure your college e-mail is set up and active.

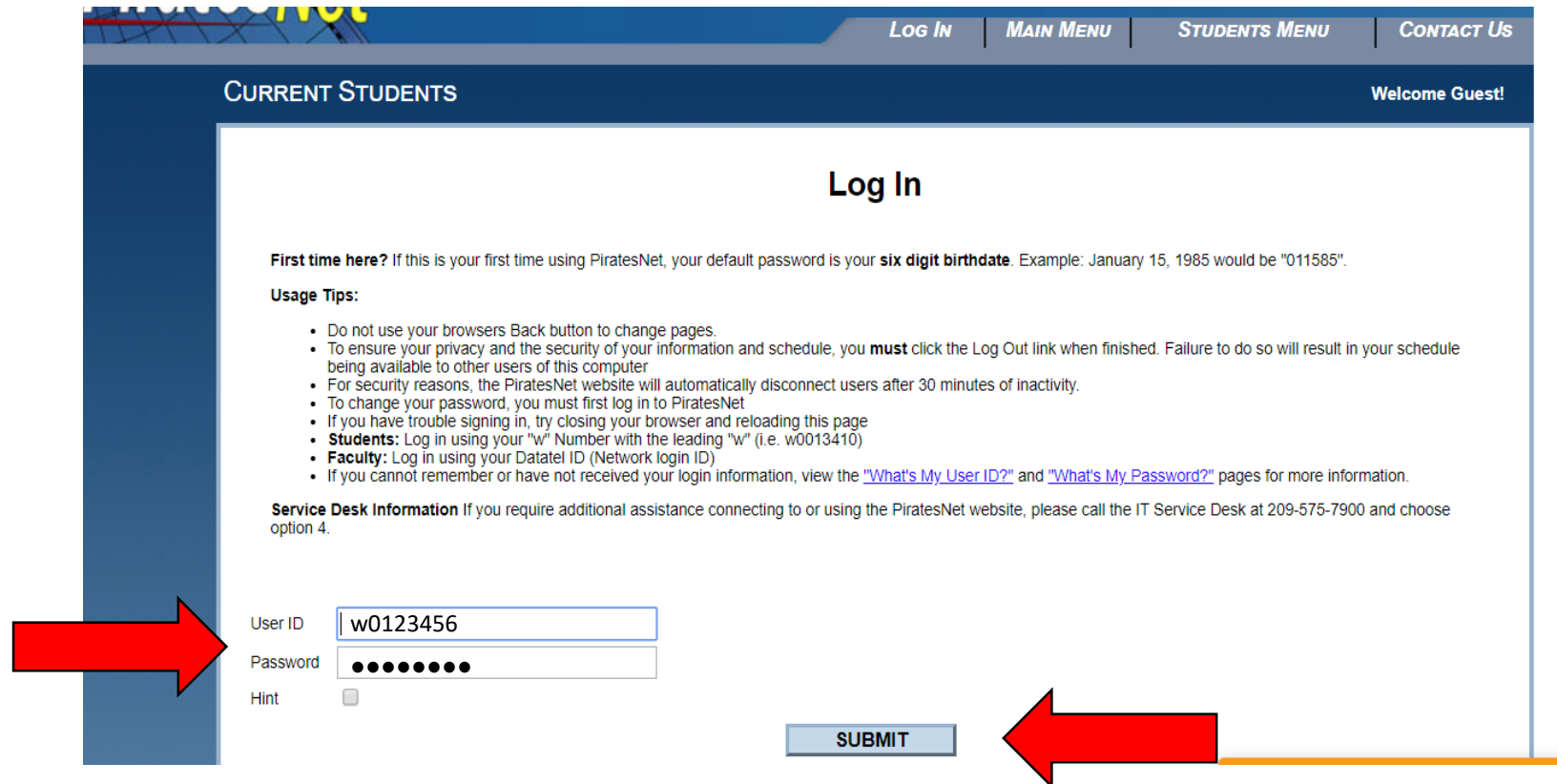
[Waitlist Questions and Answers](#)

ATTENTION ALL STUDENTS!!
Set-up your MJC Student Email Account NOW because email is no longer being sent to your personal email account. To begin activation of your e-mail account login to PiratesNet.

Users must be logged in to view this page
Links on this page may display confidential information.

Enter your w# with a lower case 'w' first and your password. Then click submit.

If you have never logged into Pirates Net before, your password will be your 6-digit date of birth (Example: March 6, 2000 = 030600).



The screenshot shows the PiratesNet login interface. At the top, there is a navigation bar with links for LOG IN, MAIN MENU, STUDENTS MENU, and CONTACT Us. Below this is a header for CURRENT STUDENTS with a>Welcome Guest! message. The main content area is titled "Log In" and contains instructions for first-time users, usage tips, and service desk information. At the bottom, there is a login form with fields for User ID (containing "w0123456"), Password (masked with dots), and a Hint checkbox. A SUBMIT button is located to the right of the form. A red arrow points from the left towards the User ID field, and another red arrow points from the right towards the SUBMIT button.

LOG IN | MAIN MENU | STUDENTS MENU | CONTACT Us

CURRENT STUDENTS | Welcome Guest!

Log In

First time here? If this is your first time using PiratesNet, your default password is your **six digit birthdate**. Example: January 15, 1985 would be "011585".

Usage Tips:

- Do not use your browsers Back button to change pages.
- To ensure your privacy and the security of your information and schedule, you **must** click the Log Out link when finished. Failure to do so will result in your schedule being available to other users of this computer
- For security reasons, the PiratesNet website will automatically disconnect users after 30 minutes of inactivity.
- To change your password, you must first log in to PiratesNet
- If you have trouble signing in, try closing your browser and reloading this page
- **Students:** Log in using your "w" Number with the leading "w" (i.e. w0013410)
- **Faculty:** Log in using your Datatel ID (Network login ID)
- If you cannot remember or have not received your login information, view the ["What's My User ID?"](#) and ["What's My Password?"](#) pages for more information.

Service Desk Information If you require additional assistance connecting to or using the PiratesNet website, please call the IT Service Desk at 209-575-7900 and choose option 4.

User ID:

Password:

Hint:

If you need to reset your password call (209) 575-7900 and select option #4.

To drop a course, click **Drop Classes**

The image shows a navigation menu for a student portal, organized into several categories. A large red arrow points from the 'Financial Information' category to the 'Drop Classes' link in the 'Registration' category.

- User Account**
 - [Change Password](#)
 - [Update Contact Information](#)
- Financial Information**
 - [My Account Statement](#)
 - [Pay on My Account](#)
 - [Account Summary](#)
 - [Optional Fees/Parking Permit](#)
 - [Online Refund Request Form](#)
 - [Student Tax Information](#)
- Financial Aid**
 - [Financial Aid Information](#)
 - [My Documents](#)
 - [Financial aid award letter](#)
 - [Financial aid status by term](#)
 - [Financial aid status by year](#)
 - [Cal Grant GPA](#)
 - [Pirates' Pantry web page](#)
 - [Cal Fresh](#)
- Communication**
 - [Student Email Sign In](#)
 - [Vocational Survey](#)
 - [Questions & Feedback](#)
 - [Online Forms](#)
 - [Student HelpDesk Website](#)
- Online Courses**
 - [Log in to online classes](#)
- Registration**
 - [Apply to MJC](#)
 - [Registration Date and Time](#)
 - [Search For Classes](#)
 - [Register For Classes / Build Class Schedule](#)
 - [Drop Classes](#)
 - [My Class Schedule](#)
 - [Manage My Waitlist](#)
 - [Add class with Access Code](#)
 - [E-ADD Card Request \(For Online Classes\)](#)
- Academic Profile**
 - [Transcript/Grades](#)
 - [Test Summary](#)
 - [My profile](#)
 - [Degree Audit](#)
 - [Degree Audit Instructional Video](#)
- Student Worker Info**
 - [Time Entry](#)
 - [Time History](#)
 - [Time Entry Report](#)
 - [Position Summary](#)
 - [W-2 Statements - 2009 & Earlier](#)
 - [W-2 Statements - 2010 & Later](#)
 - [Earnings Statements](#)
- Degree Audit**
 - [Degree Audit](#)

Under the **Current Registrations** section, click the box in the **Drop** column for the class or classes you wish to drop and then click **Submit**.

Register/Add/Drop Classes

Action for ALL Pref. Sections (or choose below)


Preferred Class List (You are **NOT** yet registered in the following sections)

Action	Term	Section Name and Title	Location	Meeting Information	Faculty	Available/ Capacity/ Waitlist	Credits
<input type="text"/>		You do not have any preferred sections.					

Current Registrations (You are registered in the following sections)

Drop	Term	Section Name and Title	Location	Meeting Information	Faculty	Credits
<input checked="" type="checkbox"/>	MJC Summer 2020	MADJU-201-4601 (4601) Intro to Administr of Justice	MJC - Distance Education	06/08/2020-07/11/2020 Internet, Delayed Interaction Days to be Announced, Times to be AnnouncedOnline, Room ONLINE	G. Hausmann	3.00
<input checked="" type="checkbox"/>	MJC Summer 2020	MHE-110-4643 (4643) Healthful Living	MJC - Distance Education	06/08/2020-07/09/2020 Internet, Delayed Interaction Days to be Announced, Times to be AnnouncedOnline, Room ONLINE	J. Vazquez	3.00

If one of my choices is not available



Click Submit.

Registration Results

The following request(s) have been processed.

Term	Status	Pass/ Fail/ Audit	Section Name and Title	Location	Meeting Information	Faculty	Credits	CEUs
MJC Summer 2020	Dropped from this section		MADJU-201-4601 (4601) Intro to Administr of Justice	MJC - Distance Education	06/08/2020-07/11/2020 Internet, Delayed Interaction Days to be Announced, Times to be AnnouncedOnline, Room ONLINE	G. Hausmann	3.00	
MJC Summer 2020	Dropped from this section		MHE-110-4643 (4643) Healthful Living	MJC - Distance Education	06/08/2020-07/09/2020 Internet, Delayed Interaction Days to be Announced, Times to be AnnouncedOnline, Room ONLINE	J. Vazquez	3.00	

Here are all of the sections for which you are currently registered.


Term	Pass/ Fail/ Audit	Section Name and Title	Location	Meeting Information	Faculty	Credits	Refund Date
		You are not currently registered for any sections.					

Here are all of the sections for which you are waitlisted (not registered).

Term	Status	Section Name and Title	Location	Meeting Information	Faculty	Credits	CEUs
		You are not currently waitlisted in any courses.					

To finish the registration, click the submit button.

SUBMIT



If you still owe money on your account, you will be taken to the payment screen. If you do not owe money you will be taken to an error screen that says **No payment is due at this time.** You can then continue on to your **Students Menu or Log out** if you are done.