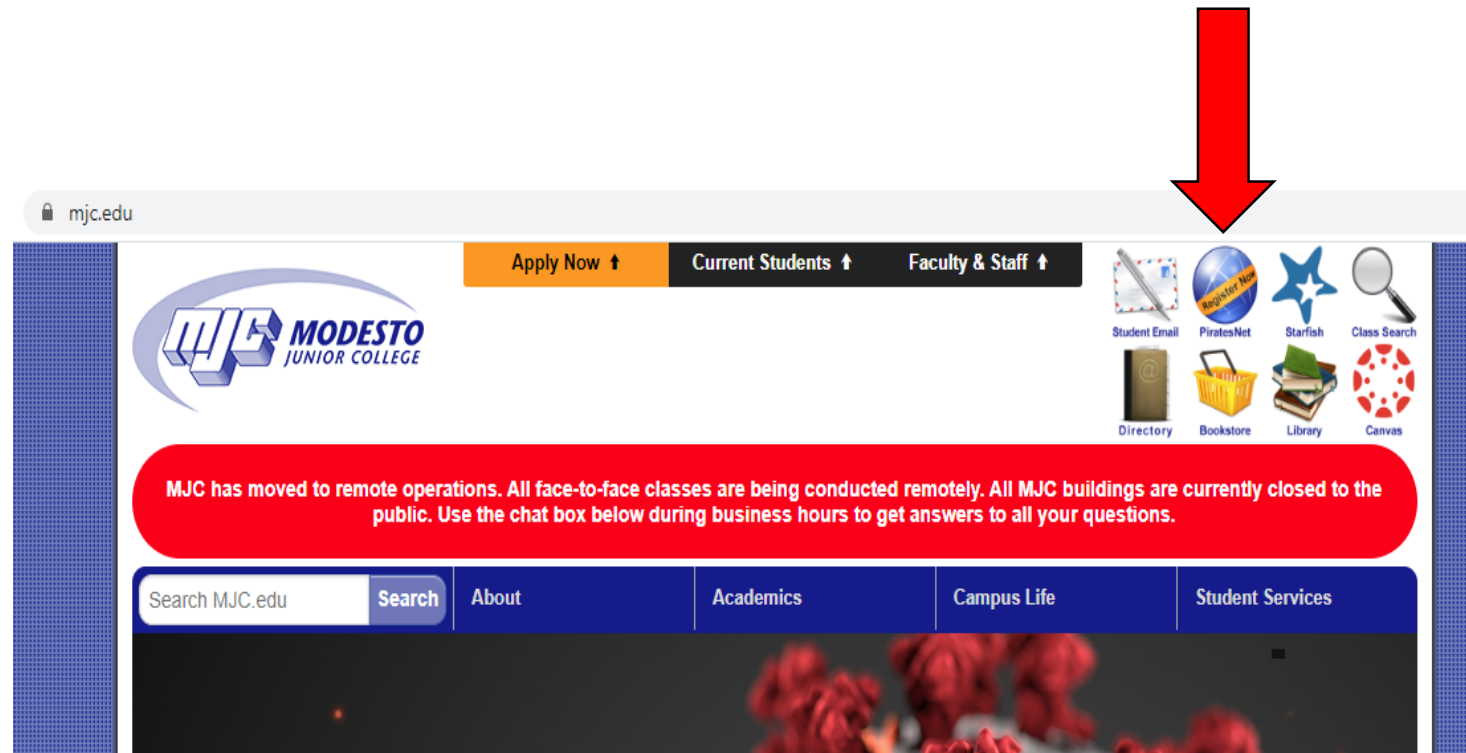


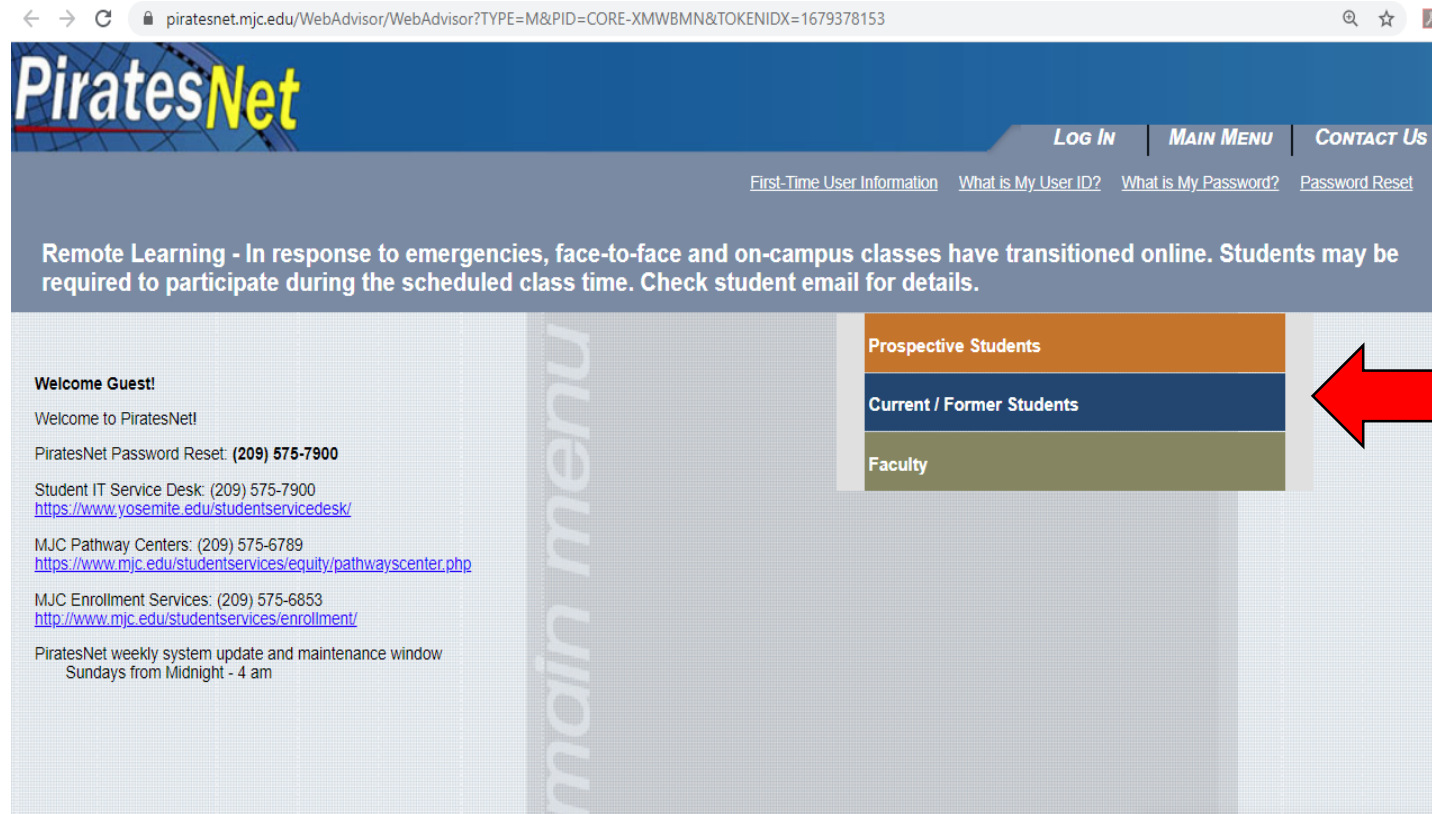
How to View My Class Schedule

Modesto Junior College

Go to mjc.edu and click the blue globe labeled **Pirates Net.**



Click Current/Former Students



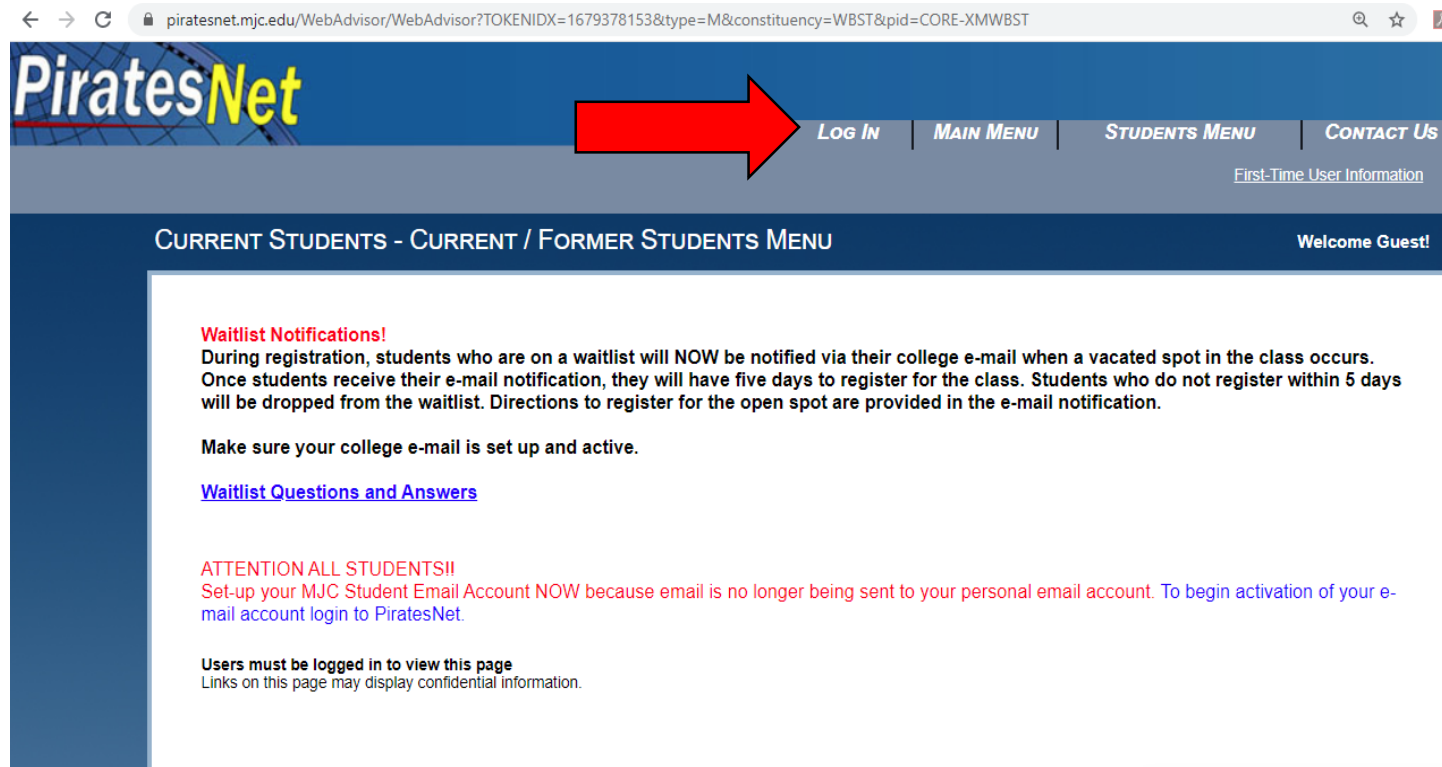
The screenshot shows a web browser window with the URL piratesnet.mjc.edu/WebAdvisor/WebAdvisor?TYPE=M&PID=CORE-XMWBMN&TOKENIDX=1679378153. The page features the "PiratesNet" logo in the top left corner. A navigation bar at the top right contains links for "LOG IN", "MAIN MENU", and "CONTACT Us". Below this, there are links for "First-Time User Information", "What is My User ID?", "What is My Password?", and "Password Reset". A blue banner with white text reads: "Remote Learning - In response to emergencies, face-to-face and on-campus classes have transitioned online. Students may be required to participate during the scheduled class time. Check student email for details." On the right side, a vertical "main menu" is displayed with three options: "Prospective Students" (orange), "Current / Former Students" (dark blue), and "Faculty" (olive green). A large red arrow points to the "Current / Former Students" link. On the left side, a "Welcome Guest!" section provides contact information for various services, including a password reset number (209) 575-7900, an IT service desk, pathway centers, and enrollment services, along with a system update notice.

Welcome Guest!
Welcome to PiratesNet!
PiratesNet Password Reset: (209) 575-7900
Student IT Service Desk: (209) 575-7900
<https://www.yosemite.edu/studentservicedesk/>
MJC Pathway Centers: (209) 575-6789
<https://www.mjc.edu/student-services/equity/pathwayscenter.php>
MJC Enrollment Services: (209) 575-6853
<http://www.mjc.edu/student-services/enrollment/>
PiratesNet weekly system update and maintenance window
Sundays from Midnight - 4 am

main menu

- Prospective Students
- Current / Former Students**
- Faculty

Click Log In



The screenshot shows a web browser window with the URL `piratesnet.mjc.edu/WebAdvisor/WebAdvisor?TOKENIDX=1679378153&type=M&constituency=WBST&pid=CORE-XMWBST`. The page features a blue header with the "PiratesNet" logo on the left and a navigation menu on the right containing "LOG IN", "MAIN MENU", "STUDENTS MENU", and "CONTACT Us". A red arrow points to the "LOG IN" link. Below the header, a grey bar contains the text "CURRENT STUDENTS - CURRENT / FORMER STUDENTS MENU" and "Welcome Guest!". The main content area has a white background and contains the following text:

Waitlist Notifications!
During registration, students who are on a waitlist will NOW be notified via their college e-mail when a vacated spot in the class occurs. Once students receive their e-mail notification, they will have five days to register for the class. Students who do not register within 5 days will be dropped from the waitlist. Directions to register for the open spot are provided in the e-mail notification.

Make sure your college e-mail is set up and active.

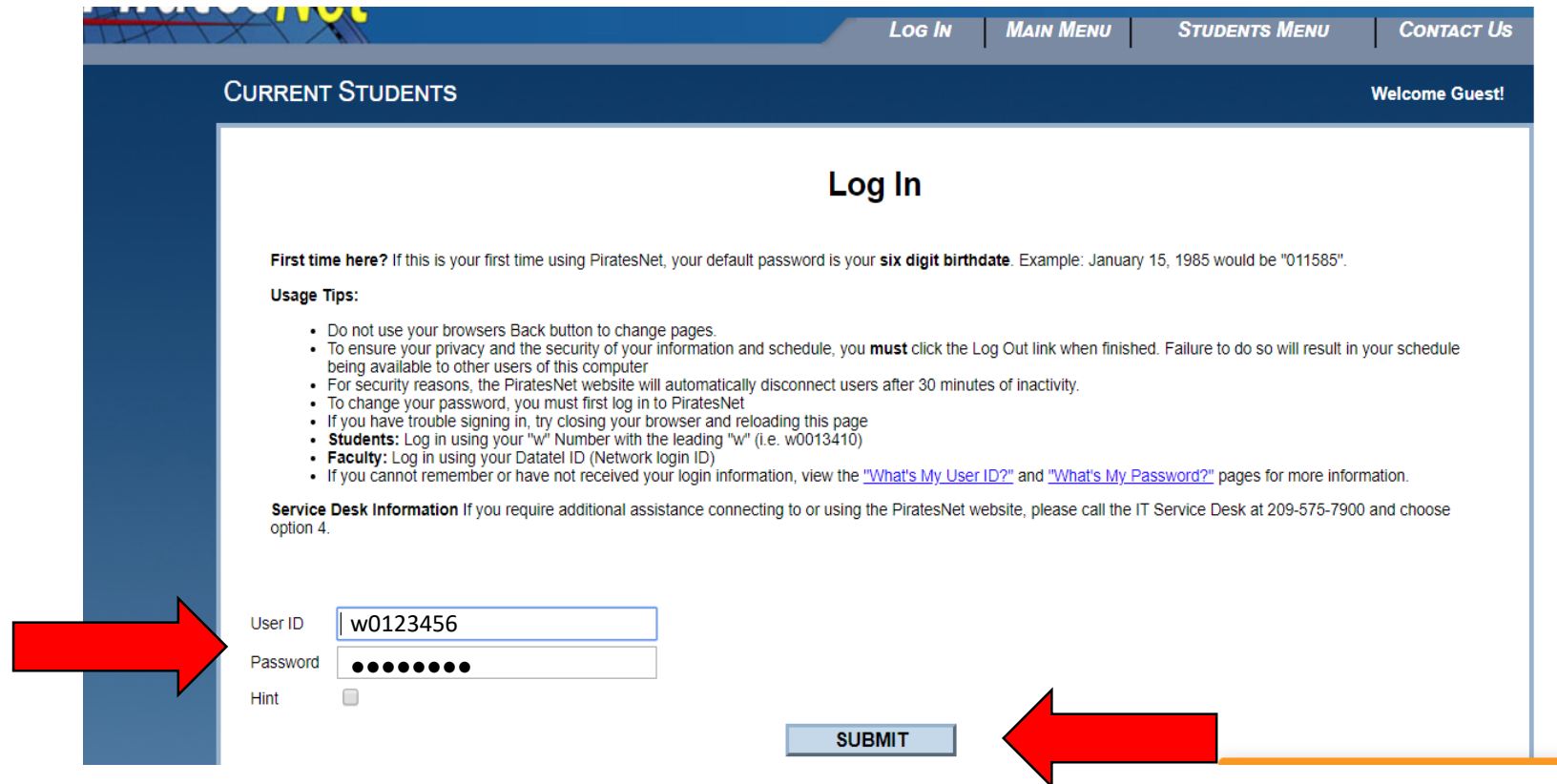
[Waitlist Questions and Answers](#)

ATTENTION ALL STUDENTS!!
Set-up your MJC Student Email Account NOW because email is no longer being sent to your personal email account. To begin activation of your e-mail account login to PiratesNet.

Users must be logged in to view this page
Links on this page may display confidential information.

Enter your w# with a lower case 'w' first and your password. Then click submit.

If you have never logged into Pirates Net before, your password will be your **6-digit date** of birth (Example: March 6, 2000 = 030600).



The screenshot shows the PiratesNet login interface. At the top, there is a navigation bar with links for LOG IN, MAIN MENU, STUDENTS MENU, and CONTACT Us. Below this is a header for CURRENT STUDENTS with a>Welcome Guest! message. The main content area is titled "Log In" and contains instructions for first-time users, usage tips, and service desk information. At the bottom, there is a login form with fields for User ID (containing "w0123456"), Password (masked with dots), and a Hint checkbox. A SUBMIT button is located to the right of the form. A red arrow points from the left margin to the User ID field, and another red arrow points from the right margin to the SUBMIT button.

LOG IN | MAIN MENU | STUDENTS MENU | CONTACT Us

CURRENT STUDENTS | Welcome Guest!

Log In

First time here? If this is your first time using PiratesNet, your default password is your **six digit birthdate**. Example: January 15, 1985 would be "011585".

Usage Tips:

- Do not use your browsers Back button to change pages.
- To ensure your privacy and the security of your information and schedule, you **must** click the Log Out link when finished. Failure to do so will result in your schedule being available to other users of this computer
- For security reasons, the PiratesNet website will automatically disconnect users after 30 minutes of inactivity.
- To change your password, you must first log in to PiratesNet
- If you have trouble signing in, try closing your browser and reloading this page
- **Students:** Log in using your "w" Number with the leading "w" (i.e. w0013410)
- **Faculty:** Log in using your Datatel ID (Network login ID)
- If you cannot remember or have not received your login information, view the ["What's My User ID?"](#) and ["What's My Password?"](#) pages for more information.

Service Desk Information If you require additional assistance connecting to or using the PiratesNet website, please call the IT Service Desk at 209-575-7900 and choose option 4.

User ID:

Password:

Hint:

If you need to reset your password call (209) 575-7900 and select option #4.

Under **Registration** click **My Class Schedule**

The image shows a navigation menu with several categories. A red arrow points from the 'Financial Information' category to the 'My Class Schedule' link in the 'Registration' category.

Category	Links
User Account	Change Password Update Contact Information
Financial Information	My Account Statement Pay on My Account Account Summary Optional Fees/Parking Permit Online Refund Request Form Student Tax Information
Financial Aid	Financial Aid Information My Documents Financial aid award letter Financial aid status by term Financial aid status by year Cal Grant GPA Pirates' Pantry web page Cal Fresh
Communication	Student Email Sign In Vocational Survey Questions & Feedback Online Forms Student HelpDesk Website
Online Courses	Log in to online classes
Registration	Apply to MJC Registration Date and Time Search For Classes Register For Classes / Build Class Schedule Drop Classes My Class Schedule Manage My Waitlist Add class with Access Code E-ADD Card Request (For Online Classes)
Academic Profile	Transcript/Grades Test Summary My profile Degree Audit Degree Audit Instructional Video
Student Worker Info	Time Entry Time History Time Entry Report Position Summary W-2 Statements - 2009 & Earlier W-2 Statements - 2010 & Later Earnings Statements
Degree Audit	Degree Audit

Use your **Pirates Net** log in information again and then click **Log In**

The screenshot shows a web application interface with a blue header bar. On the left, there are logos for YCCD, MJC Modesto Junior College, and Columbia College. On the right, there is a "[Log In]" link. Below the header, there are two tabs: "Home" and "Student Access". The main content area is titled "LOG IN" and contains the instruction: "Please fill in the following with your PiratesNet/Connect Columbia information." Below this is a form titled "Account Information" with two input fields: "User ID:" and "Password:". A red arrow points to the "User ID:" field, another red arrow points to the "Password:" field, and a third red arrow points to the "Log In" button. At the bottom left, the text "WebAdv.Prod.v3" is visible.

YCCD MJC MODESTO JUNIOR COLLEGE Columbia College [Log In]

Home Student Access

LOG IN

Please fill in the following with your PiratesNet/Connect Columbia information.

Account Information

User ID:

Password:

Log In

WebAdv.Prod.v3

Select **Modesto Junior College** and select the semester from the drop down menu. Click **Retrieve Schedule**.

YCCD MJC MODESTO JUNIOR COLLEGE Columbia College

Welcome Carter Williams! [Log Out]

Home Student Access

Please Select a college:

Modesto Junior College Columbia College

MJC Fall 2020 Retrieve Schedule

Your class schedule will open up. If there are no courses listed you are not registered for that semester. Your **waitlisted courses** will show below the courses you are enrolled in. **Balance** will show any fees you owe.

YCCD MJC MODESTO JUNIOR COLLEGE Columbia College Welcome [Log Out]

Home Student Access

Please Select a college:
 Modesto Junior College Columbia College
 MJC Summer 2020 Retrieve Schedule

STUDENT NAME 0123456
Balance: \$0.00
Term: MJC Summer 2020
Total Registered Units: 3

*** CLASS SCHEDULE ***

Name and Title	UNITS	Location and Course Section Information	Instructor	Important Dates
MHIST-102-4824 (4824) Hist of the US Since 1865	3	MJC - Distance Education 06/08/2020-08/15/2020 Internet, Delayed Interaction Days to be Announced, Times to be Announced Online, Room ONLINE Online. Before registering, students are encouraged to take the MJC Online Readiness Quiz .	M. Robertson	Refund: 06/13/2020 Drop w/o W: 06/17/2020 P/NP: 06/20/2020 LastDayDrop: 07/28/2020